



Model OT-L-2DSL

Ethernet Extender

Product Datasheet



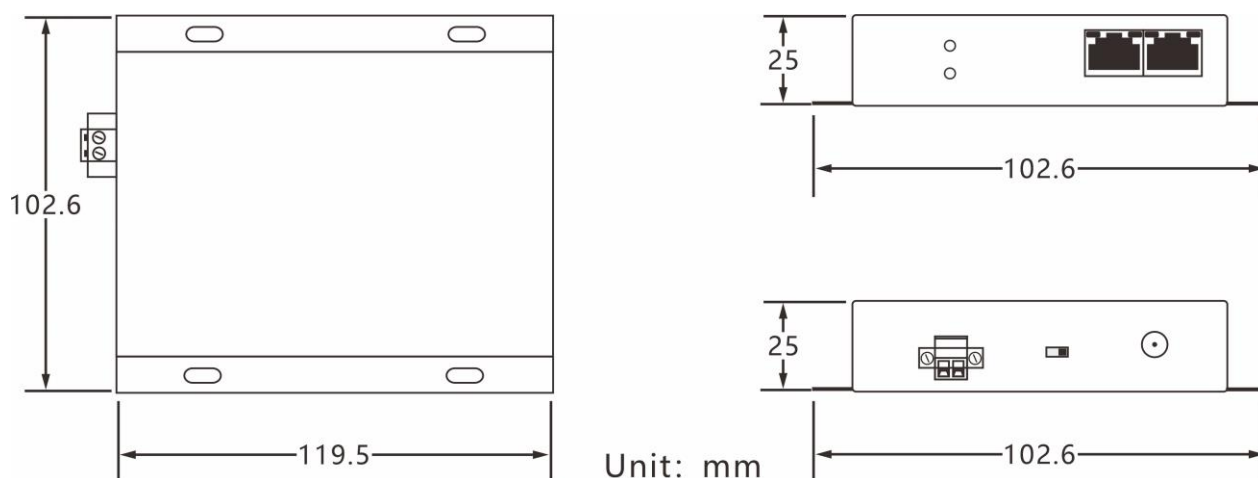
OT-L-2DSL Ethernet Extender is a network signal extension device, which is designed based on the latest VDSL2 technology. It offers a fast data transmission speed over existing copper telephone lines without the need of rewiring. The device features built-in support for ITU-T G.993.5 Vectoring technology, enabling it to work with vectoring-enabled DSLAMs to eliminate crosstalk interference and enhance the maximum line bandwidth over existing copper infrastructure.

Note: The IP address 192.168.11.1 is assigned to the OT-L-2DSL device. Please avoid using this address to prevent IP conflicts.

Features

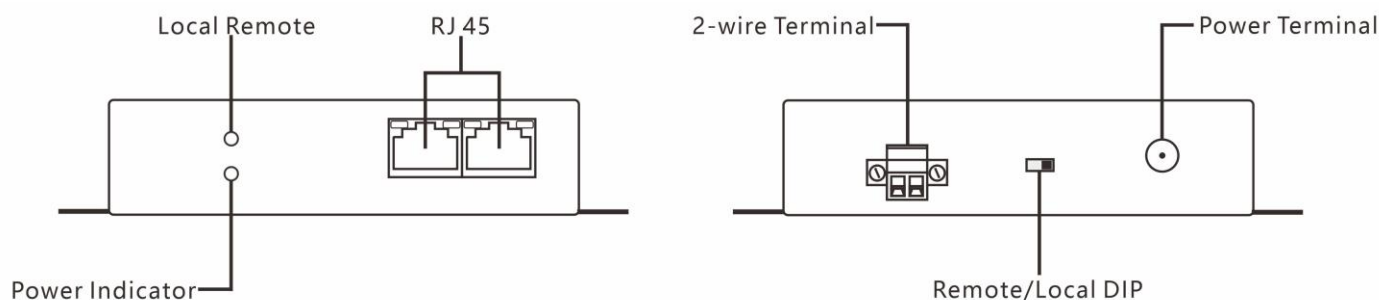
- ☆ Max transmission distance can reach 3,000m
- ☆ Max transmission rate can reach: Up 80Mbps/Down 80Mbps
- ☆ Support audio signal transmission over cables simultaneously
- ☆ Plug and play, transparent transmission, network rate adaptive

Dimension



Note: Dimension error value ± 1 mm

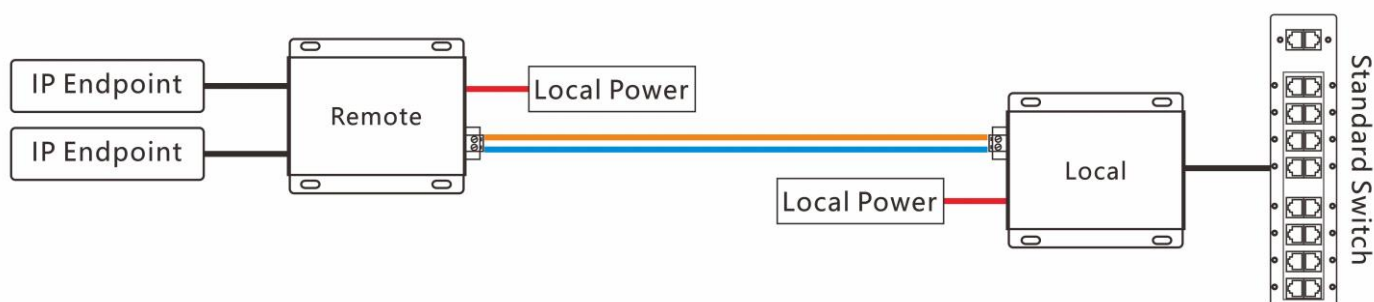
Interface Description



Technical Parameter

Categories	Description
Voltage Range	12~24VDC
Power Consumption	≤3.5W/PC
Standard	IEEE802.3/IEEE802.3u/IEEE802.3ab standard ITU-T G993.5 VDSL2 standard
Transmission Rate	Up Link 80Mbps Down Link 80Mbps
Physical Interface	2 x RJ-45 10/100/1000Mbps auto-negotiation 1 x 2P Terminal 1 x DIP Switch 1 x DC Power Input Terminal
Cable Connections	RJ-45 (Ethernet): Category 3~6 UTP 2P (Line): 2 core copper wire
LED Indication	1 x Power LED 2 x Link/Active indicator for Ethernet port 2 x Link/Active indicator for Line port 1 x Local/Remote Mode indicator LED
VDSL2 Line Code	Discrete Multitone (DMT) Modulation
VDSL2 Transmission Mode	Packet Transfer Mode (PTM)
Lightning Protection	4KV 10/700us, Common Mode Lightning: Level4
	1KV 10/700us, Differential Mode Lightning: Level1
	Executive Standard: IEC61000-4-5
Electrostatic Protection	1b Contact Discharge Level 2
	1b Air Discharge Level 2
	Executive Standard: IEC61000-4-2
Dimensions (L×W × H)	119.5 × 102.6 × 25mm
Material	Aluminum Alloy
Net Weight	190g/PC
Working Temperature	-40℃~60℃
Humidity	<95% (Non-condensation)

Installation Diagram



Bandwidth & Distance Table

Ethernet Extender supports high speed network data signal transmission. Transmission rate will differ in line with different cables. With the cable length increasing, the transmission rate will decrease accordingly. Please refer to the following testing data.

Distance (m)	Total Bandwidth (Mbps)	
	Up	Down
300	77	77
600	60.5	58
900	46	42
1200	31	27
1500	20	17
1800	12	14
2100	10	10
2400	9	7
2700	7.5	5.6
3000	6	4
Cable: AWG24		

Note:

The actual data speed performance can vary by the environmental conditions and the cable qualities.



Shaoxing Ourten Electronics Co., Ltd.

#1 Liando U Valley, No. 1999 Wuxing West Road, Shangyu, Zhejiang, China

Tel: +86-21-5888 9980 (+86-575-8213 7256); Fax: +86-575-8212 7256

Email: sales@ourten.com

www.ourten.com